




# 新华

A CHN COMPANY

14 300



上海新华控制技术集团科技有 限 公 司

www.xinhuagroup.com





# XINHUA Technology Rail Transport Solution

This integrated solution is used for comprehensive supervision, power supervision and electric energy supervision of rail transport industry , which integrates the“ station-line-network” automatic and intelligent system equipment ; realizes the information sharing and linkage; meets the management demands of rail transport for efficient operation.



Please consulting Tel.:

021-34292618

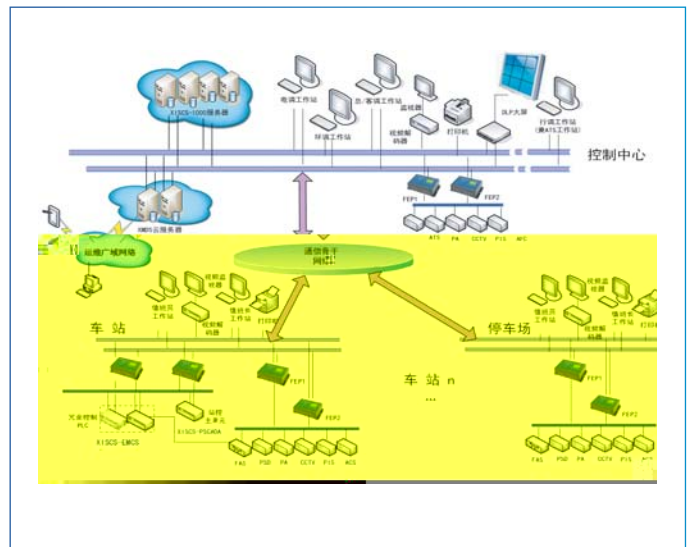
Please visit website:

[www.xinhuagroup.com](http://www.xinhuagroup.com)

# Solution for XISCS-1000 for rail transport supervision system

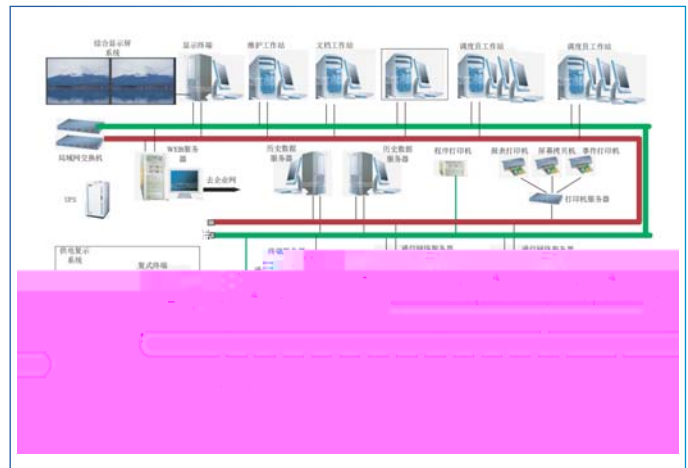
## System Features

- ▶ Superior performance, reliability and availability;
- ▶ Distributed real-time database and distributed data communication technology;
- ▶ Capability to process data of over 10 million points;
- ▶ Cloud computing and big data technologies;
- ▶ Multiple servers design for parallel data processing and for load balancing in data processing and data communication;
- ▶ Pakaged services include comprehensive supervision system scheme design , equipment integration, system configuration and debugging, after-sales maintenance services.



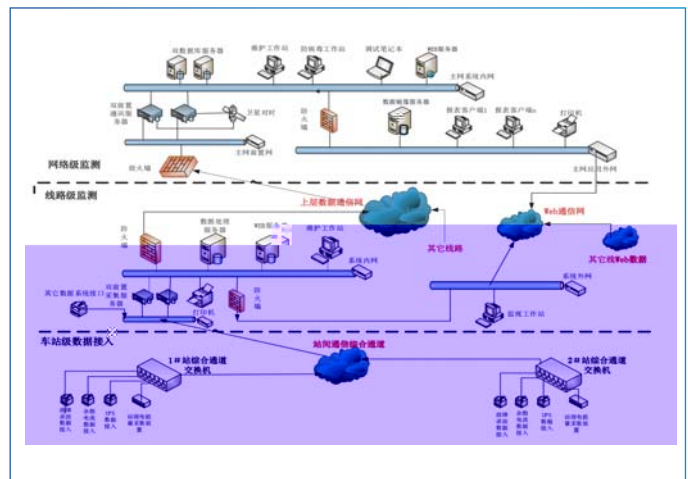
# Solution XISCS-PSCADA for rail transport power supervision system

Power supervision system ( including power scheduling system and comprehensive automation system at substation) is used to implement the supervision and control and data acquisition for the power supply equipment at the substations on the whole line of rail transport, and complete the analysis for substation accidents and scheduling management for maintenance and repair.



# Solution XISCS-PQSS for rail transport electric energy monitoring system

Electric energy monitoring system (including the circuit energy consumption monitoring and management system and station energy consumption monitoring unit) can realize the measurement for electric energy quality parameters, monitoring and analysis, metering management and other functions of rail transport power supply system by collecting the data on the intelligent monitoring instrument set inside the substation.



## Typical Application Reference

- ▶ 14 Metro lines in Shanghai
- ▶ Tramcar Line 2 in Suzhou
- ▶ Light Rail Line 2 in Qingdao
- ▶ Line 5 in Shenzhen
- ▶ Line 2 in Hangzhou
- ▶ City Region Railway Line S1 in Wenzhou